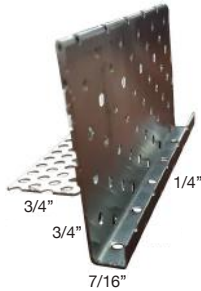


## MOULURES VENTILÉES

### EN « T »

pose de revêtement horizontal


T-ALUM



### EN « L »

pose de revêtement vertical, ouvertures, haut de mur, etc.

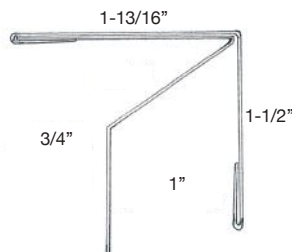
L-ALUM



### HAUT DE MUR 1"

haut de murs et dessous d'ouvertures  
(revêtement de 5/8")

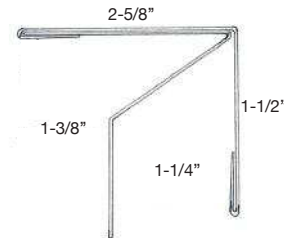
O-ALUM



### HAUT DE MUR 1 1/4"

haut de murs et dessous d'ouvertures  
(revêtement et moulures 1 1/4")

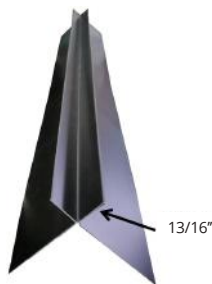
OS-ALUM



## COINS


### EXTÉRIEUR 90°

CE-ALUM



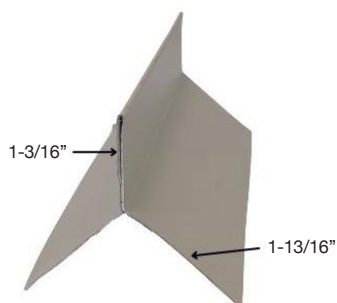
### INTÉRIEUR

CI-ALUM



### EXTÉRIEUR 135°- 1"

CEBS1-ALUM



### EXTÉRIEUR 135°- 2"

CEBS2-ALUM

