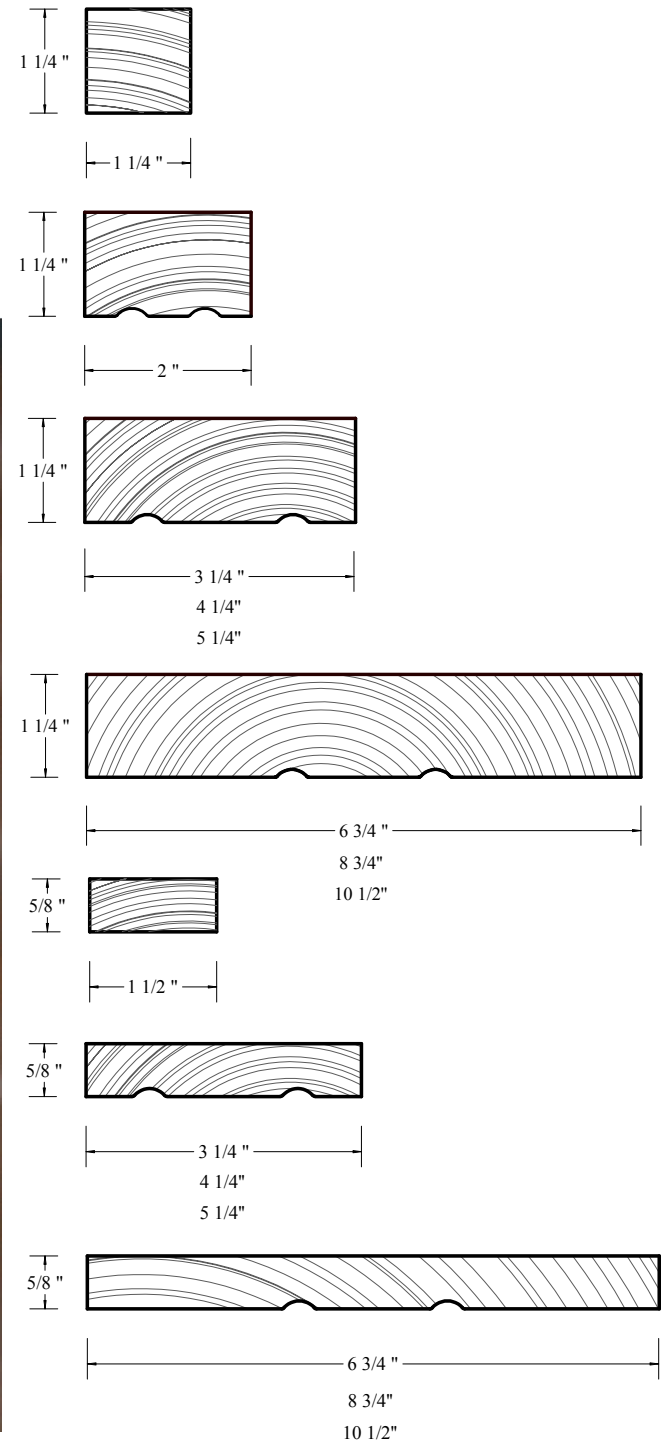




# COINS/CONTOURS, MOULURES




# AUTRES SPÉCIFICATIONS

Veillez vous référer à l'outil de création de revêtement de notre site web pour connaître les combinaisons possibles et autres options disponibles.


## ESSENCES



CÈDRE BLANC




CÈDRE ROUGE



ÉPINETTE


## LARGEURS



4"



6"




8"


## FINIS



BRUT




BROSSÉ




SABLÉ


## FINITIONS



OPAQUE



DEUX TONS



SEMI-TRANSPARENT

# GARANTIES



## OPAQUE



## DEUX TONS



## SEMI-TRANSPARENT



\*Des conditions s'appliquent.

Lambris teint sur 6 faces.  
Longueurs de 4-16' (min. 75% de 14-16' pour les produits standards en épinette).  
Séchage 10-12% HR.